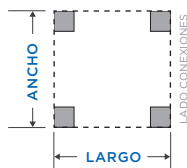


MODELO	CAPACIDAD NOMINAL			HP MOTOR	DIMENSIONES (Pulgadas)			PESOS (LBS.) Aprox.	
	Toneladas	BTU/hr	GPM		ANCHO	LARGO	ALTO	Embarque	Operación
IM-FCF-2000/10*	28	420,000	84	1	52.25	52.25	112.38	972	1,572
IM-FCF-2000/20	35	525,000	105	2	52.25	52.25	112.38	980	1,580
IM-FCF-2000/30	35	525,000	105	3	52.25	52.25	112.38	992	1,592
IM-FCF-2000/40	42	630,000	126	3	52.25	52.25	124.38	1,164	1,764
IM-FCF-2000/63	53	795,000	159	3	67.25	67.25	119	1,323	1,984
IM-FCF-2000/64	62	930,000	186	5	67.25	67.25	119	1,323	1,984
IM-FCF-2000/65	70	1,050,000	210	5	67.25	67.25	131	1,543	2,205
IM-FCF-2000/90	78	1,170,000	234	5	81.25	81.25	123.63	1,764	2,756
IM-FCF-2000/91	88	1,320,000	264	7.5	81.25	81.25	123.63	1,764	2,756
IM-FCF-2000/92	103	1,545,000	309	7.5	81.25	81.25	117.25	1,874	3,086
IM-FCF-2000/120	122	1,830,000	366	7.5	101	101	132	2,535	4,519
IM-FCF-2000/121	134	2,010,000	402	10	101	101	132	2,535	4,519
IM-FCF-2000/122	153	2,295,000	459	15	101	101	132	2,866	4,740
IM-FCF-2000/123	176	2,640,000	528	15	101	101	144	3,086	5,181
IM-FCF-2000/200	197	2,955,000	591	15	118.44	119.06	147	4,409	6,834
IM-FCF-2000/201	226	3,390,000	678	20	118.44	119.06	159	4,519	6,944
IM-FCF-2000/202	212	3,180,000	636	15	118.44	119.06	147	4,740	7,385
IM-FCF-2000/203	244	3,660,000	732	20	118.44	119.06	159	4,850	7,496
IM-FCF-2000/240	217	3,255,000	651	15	120.13	120.75	162	3,827	11,698
IM-FCF-2000/241	237	3,555,000	711	20	120.13	120.75	162	4,030	12,187
IM-FCF-2000/242	257	3,855,000	771	20	120.13	120.75	174	4,641	14,319
IM-FCF-2000/290	282	4,230,000	846	20	123.13	150.31	171.38	4,718	14,396
IM-FCF-2000/291	303	4,545,000	909	25	123.13	150.31	171.38	5,849	16,138
IM-FCF-2000/370	344	5,160,000	1,032	25	123.13	194.44	164.75	5,886	16,197
IM-FCF-2000/371	364	5,460,000	1,092	30	123.13	194.44	164.75	6 113	16,931
IM-FCF-2000/372	396	5,940,000	1,188	30	123.13	194.44	176.75	6 157	16,975

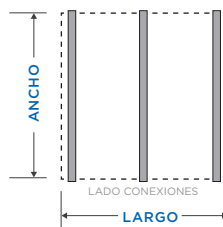
* Los modelos IM-FCF-2000/10 al IM-FCF-2000/92 no utilizan reductor de velocidad.

IM SERIE 2000
 Capacidad nominal
 28 a 396 toneladas
 84 a 1,188 GPM
 @ 95°F / 85°F / 78°F

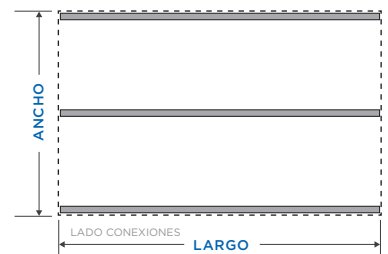
--- CONTORNO DE UNIDAD



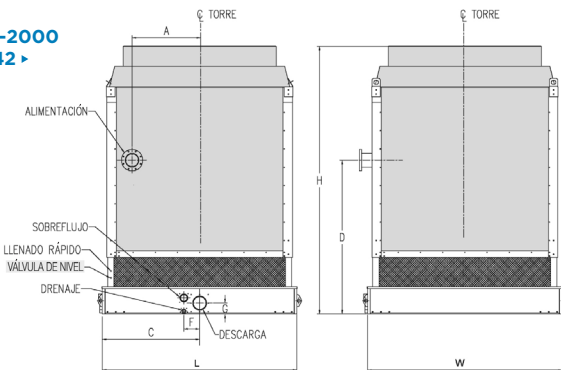
IM-FCF-2000
 120 A 292 ▶



IM-FCF-2000
 370 A 372 ▶



IM-FCF-2000
 63 A 242 ▶



IM-FCF-2000
 290 A 372 ▶

